NEXTORCH®
the smart light

ENGLISH

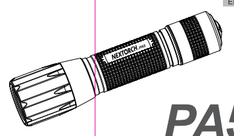

PA5

Learn more on
www.nextorch.com

Congratulations on purchasing our NEXTORCH® flashlight. You have chosen a high quality product designed from the latest technology. For the best use of this product, please read the instruction manual carefully

SPECIFICATIONS

Bulb	**CREE® XP-L V5 LED**				
Battery	1 *18650 Li-ion battery				
Pre-set Modes	Momentary on	High	Low	Strobe	Hidden S.O.S.
Output	660lm	660lm	30lm	660lm	100lm
Run Time	—	3h55min	32h	—	—
Beam Distance	220M				
Waterproof	IPX-4				
Impact Resistance	1M				
Body Material	Aerospace grade aluminum 6061-T6				
Dimensions	146 mm(Length)×26 mm(Body Diameter)×34 mm(Head Diameter)				
Weight	147g (without battery)				

FEATURES

- 360°rotate focus for easy single hand use
- Micro USB direct charging design
- CREE® XP-L Neutral white light LED, max output 660 lumens
- DUO Switch operates in 2modes, plus tactical strobe and S.O.S.
- Powered by one 18650 Li-ion battery or two CR123A batteries

QUICK START GUIDE

- **Battery Installation**

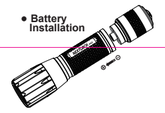

- **ON / OFF**
  Momentary ON/OFF

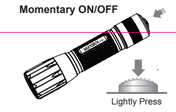

- **CONSTANT ON/OFF**

- **MODE SWITCH**

- **DOUBLE - CLICK STROBE**

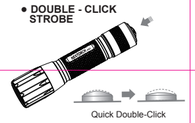

HOW TO CHARGE

1. Put the tail ring up to reveal the charging USB interface
2. Connect the flashlight and computer via a USB cable.
3. When the light indicator appears:
   1) Red: charging in progress
   2) Green: fully charged
   3) PA5's charging Time:about 4h

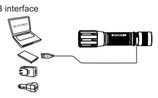

NOTICE

1. Do not shine directly into eyes as the powerful light could cause a permanent injury.
2. Do not dismantle the bulb assembly.

MAINTENANCE

To keep your flashlight in perfect condition, follow the instructions that are listed below.
1. Clean your flashlight with a soft clean cloth
2. Wash the flashlight with clean water after being used in saltwater or causticity liquid, and dry it with hot air.
3. When the tail cap does not rotate smoothly, apply silicone grease on the "O" ring. (You can buy the silicone grease from NEXTORCH®, or in any outdoor or hardware shops).
4. Please remove the battery and keep it in a cool environment when it is not used for a certain period of time.

ACCESSORIES

NEXTORCH® offers a full range of product accessories suited for your product. Learn more on www.nextorch.com. Compatible accessories applied for PA5 Light : V5 Tactical holster, TS5-L, 18650 battery, CR123A, LT2113, HM1, RM25, RM8, RM81, RM82, RM83, RM84, RM85, BM1, UCC, SL6, LC6

WARRANTY

1. NEXTORCH® warrants that this product is free from manufacturing defects. NEXTORCH® will repair or replace any defective flashlight.
2. The consumer will not have coverage or reimbursement under this warranty if the product has been subjected to abnormal use, unauthorized modifications or unauthorized repair.
3. Rechargeable batteries will be under warranty within one year from the date of purchase.
4. All of the original accessories that are delivered with this product (rechargeable batteries excluded) are not covered under this warranty.

PRODUCT REGISTRATION

NEXTORCH® has always been keeping our customers in mind. In order to keep our promises, we hold a no-hassle life time warranty that takes care of defect products for repair and exchange. For thepurpose of better customer support and services, we strongly recommend you to register your NEXTORCH® product via our official website: www.nextorch.com or simply scan the QR code below with your smart devices.

CONTACT WITH NEXTORCH® DESIGNER

As a gear maker, we understand deeply that our sole task is to build products to customers need. And since we have already started, why not let our customers' voice be heard, by the very designers and engineers. In order to build the connection, we have now opened a direct channel for you to reach our designer and engineers through instant messenger app. if you have any thoughts regarding NEXTORCH® product, you can share them directly with us by scanning the QR code below. Plus, mysterious reward awaits if your ideas are selected and put into production.

折痕

NEXTORCH®
the smart light

中文

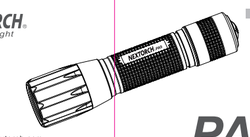

PA5

请登陆：www.nextorch.com
获取更详尽的产品咨讯。

尊敬的用户，恭喜您拥有了纳丽德手电。它选用最好的材料，经科学的设计，精密的制造工艺，呈现在您的面前。为了您能更方便地使用我们的产品，请仔细阅读我们为您精心准备的《使用说明书》。

参数

灯泡	**CREE® XP-L V5 LED**				
电源	1 *18650锂离子电池				
预设模式	点射	高亮	低亮	爆闪	隐藏S.O.S.
亮度	660流明	660流明	30流明	660流明	100流明
续航时间	—	3小时55分	32小时	—	—
照射距离	220米				
防水等级	IPX-4				
抗摔高度	1米				
筒身材料	航天等级强化铝材6061-T6，经军规Ⅲ型硬质阳极氧化表面处理				
尺寸	146毫米(筒长)x26毫米(筒身直径)x34毫米(筒头直径)				
重量	147克（不含电池）				

产品特点

- 专利360°旋转调焦，单手操作，方便实用
- 尾部Micro USB直接充电设计，LED充电显示
- 采用CREE® XP-L V5中白光LED，高亮660流明
- DUO功能开关设计，单开关实现战术点射及轻触模式切换
- 兼容1节18650及2节CR123A电池

快速入门

- **电池安装**

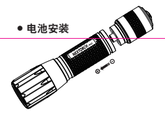

- 打开/关闭
  瞬时点亮

- **常亮**

- **模式切换**

- **双击爆闪**

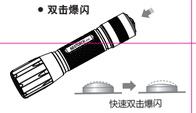

如何充电

上拉尾部卡环并转动一定角度，插入数据线，连接电源，即可实现多样化方式充电（当使用1*18650可充锂离子电池时）当充电指示灯显示：
1）红色：充电进行中
2）绿色：充电完毕
3)充电时间：约4小时

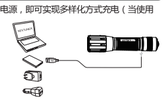

PA5安全使用指南

1. 请不要将光线直射入人的眼睛，较强的光线会对眼睛造成永久性伤害。
2. 请不要拆卸灯头，以免造成透镜或灯泡损伤

PA5保养注意事项

每次使用后，请遵循以下几点对电筒进行必要的保养，使其能继续为您提供高质量的服务。
(1) 每次使用后，请用干净的软布对电筒进行擦拭。
(2) 当电筒在沾染海水或腐蚀性液体时，请及时用清水清洗，并用电吹风吹干。（您可以到专业的户外店、五金店购买到此类产品，或使用由纳丽德为您准备的专业硅脂，请参考后面的附件说明）。
(3) 当灯头拧动不畅时，请在接口处涂少许硅脂。
(4) 电筒在不使用时，请将电池取出，放在阴凉处保存。

附件支持

为了满足您对电筒的不同需求，并使电筒得到全面的维护，我们设计了一系列的配件。请根据您的个人需要进行选择，如需详细了解附件参数，请登陆网站www.nextorch.com。PA5可用配件：V5 Tactical holster, TS5-L, 18650 battery, CR123A, LT2113, HM1, RM25, RM8, RM81, RM82, RM83, RM84, RM85, BM1, UCC, SL6, LC6

纳丽德终身保修条款

1. 纳丽德承诺: 因产品本身出现的质量问题及缺陷，纳丽德将提供终身免费保修服务或更换服务。
2. 因使用不当或擅自改装、维修而引起的产品缺陷、损坏，不在终身保修范围之内。
3. 充电电池保修期限为自购买日起一年之内。
4. 所有随产品附带的配件（充电电池除外），不在保修范围之内。

售后登记声明

纳丽德承诺对产品本身存在的质量问题和缺陷提供终身免费保修服务或更换服务。为了让消费者更方便地享受售后服务，我们强烈建议您通过纳丽德官方网站www.nextorch.com或直接扫描下面的二维码注册产品登记帐号，并通过该帐号联系售后及反馈产品信息。若接到售后需求，我们会在两个工作日内与您联系。

与纳丽德设计师沟通

为了更好地改进我们的产品，让用户有机会把创意变成产品，纳丽德设立与设计师沟通渠道。您有产品反馈或创意提供给我们的设计师，请直接扫描下面的二维码，联系我们的产品设计师。您的创意或建议一经我们采纳，您将会获得免费体验该产品的机会，甚至不菲的奖励！

展开尺寸：340mmX78mm(长X宽)
折叠尺寸：59mmX40mm(长X宽)
材质：80克双胶纸，双面印刷
颜色：CMYK